UNIRAY

300 &
370 mg

Iopamidol Injection USP

UNIRAY

300 & 370 mg

Iopamidol Injection USP

- Currently the **Gold Standard** for all X-ray Diagnostic Procedures
- Offers **Excellent** Contrast & Image quality
- **Extremely** Safe & Well Tolerated in Clinical Use
- **Well Accepted** in both Adults & Children
- **Well Suited** for Use in Patients at High Risk of Adverse Reactions to Contrast Media, including those with Cardiac, Pulmonary and Renal Disease
- Provides Opacification of Blood Vessels, Tissue or Organs with **No Accompanying Toxicity or Alteration in Physiological Function**

- Produce **Superior Delineation** of the Structures of Shoulder Joint Compared with Metrizoate[1]

- **Better** Tolerated than Ionic Contrast Agents, Causes Less Heamodynamic Disruption[2]





Recommended Dosage Schedule

Procedure	Strength	Patient type	Dose
[illegible]	[illegible]	Adult	[illegible]
		Children	[illegible]
[illegible]	[illegible]	Adult	[illegible]
[illegible]		Children	
[illegible]	[illegible]	Adult	[illegible]
[illegible]	[illegible]	Adult	[illegible]
[illegible]	[illegible]	Adult	[illegible]
[illegible]		Children	
[illegible]	[illegible]	Adult	[illegible]
		Children	
[illegible]	[illegible]	Adult	[illegible]
[illegible]	[illegible]	Adult	[illegible]
		Children	[illegible]
[illegible]		[illegible]	[illegible]

Physico-Chemical Data

Iopamidol	Viscosity (mPa)		Specific gravity (g/cm³)	
Iodine conc. (mg/ml)	20°C	37°C	20°C	37°C
[illegible]	[illegible]	[illegible]	[illegible]	[illegible]
[illegible]	[illegible]	[illegible]	1.416	[illegible]

[illegible]

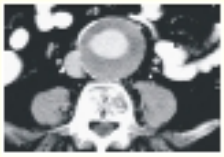

[illegible] Intravascular [illegible]

[illegible] Urography

[illegible]

Subhra Lifesciences

[illegible]