



Your Search for a  
**Contrast Media that is...**

**Trusted**

**Dependable**

**Safe**

**Stable**

**Convenient &**

**Facilitates  
Accurate diagnosis**

**MAGNASCAN**

Gadopentetate Dimeglumine

Injection U.S.P.

# MAGNASCAN

Gadopentetate Dimeglumine

Injection U.S.P.

## A Paramagnetic Contrast media for use in MRI

- **Excellent Safety Profile**<sup>1</sup>
- **Excellent Patient Tolerance**<sup>2</sup>
- **Broadest Indications**
- **Rapidly Disperse in Extracellular Tissues & 97% Recovered in Urine & Faeces**
- **Better Delineation of Infarcts, in Comparison to Gadobenate**<sup>3</sup>  
Facilitates **Accurate Diagnosis**

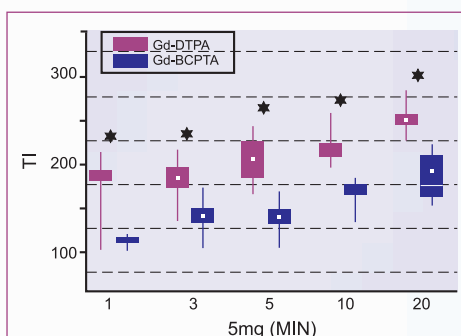



Figure 1. Gadopentetate injection showed significantly higher values in the infarcted myocardium and hence permit better delineation of infarcts.

PRODUCT	CNS BRAIN SPINE		HEAD & NECK		BODY	
	ADULT	PEDIATRIC	ADULT	PEDIATRIC	ADULT	PEDIATRIC
MAGNASCAN	✓	✓	✓	✓	✓	✓
GADODIAMIDE	✓	✓	✗	✗	✓	✓
GADOTERIDOL	✓	✓	✓	✗	✗	✗
GADOVERSETAMIDE	✓	✗	✗	✗	Liver only	✗

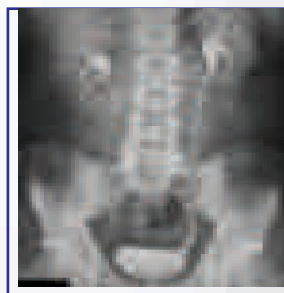
# Excluding Heart  
\* Pediatric: 2 year of age and older

Magnascan offers broadest range of Adult Pediatric clinical Indications (CNS, HEAD, NECK & BODY) of any MRI contrast agent.

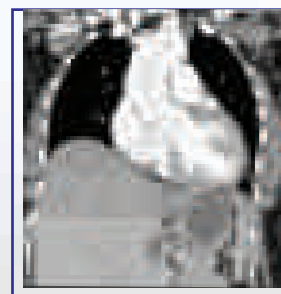
COMPOSITION	MAGNASCAN 10ml	MAGNASCAN 20ml
Contrast Medium Conc.	469 mg/ml	469 mg/ml
Contrast Medium Content	4.7 G	9.4 G
pH	6.5 - 8.0	6.5 - 8.0
Viscosity (mPa*s)		
@37°C	2.9	2.9
@20°C	4.9	4.9
Osmolality (osmol/g H <sub>2</sub> O)		
@37°C	1.96	1.96



MRI of Brain



MRI of Spine



MRI of Heart

Ref.: 1. Nelson KJ Radiology 1995 Aug; 439-43 196 (2) 2. EJ Russe 1989 Apr; 152 (4) 813-23. 3. Thomas Schlosser Radiology 2005; 236: 1041-1046

Marketed by  
**Subhra Lifesciences** Private Limited  
Parel, Mumbai - India. Website: www.subhralife.com E-mail: subhralife@yahoo.co.in, subhralifesciences.india@gmail.com